

⚠ Company reserves the right to change any parameter without prior notice.



SAFE GREEN SMART



Address:

No. 299 East Changhong Road, Mogan Mountain
Hi-tech Industry Development Zone, Deqing, Zhejiang, China

Tel: +86-572-8820808

Email: market@maxge.com

Website: www.maxge.com


■ Committed to becoming a world-class manufacturer of intelligent electric

Version: 202601 v1

MAXGE

SYSTEMS & COMPONENTS

NEW ENERGY



COMPANY HONORS



National Specialized and Sophisticated "Little Giant"



National Green factory



National Standard Setting Enterprise



National CNAS certified laboratory



National High-tech Enterprise



Vice Chairman of Circuit breakers & Similar Equipment for Household Use



Zhejiang Enterprise Research Institute



Provincial High-tech Enterprise R&D Center



Provincial Enterprise Technology Center



Provincial Intellectual Property Demonstration Enterprise



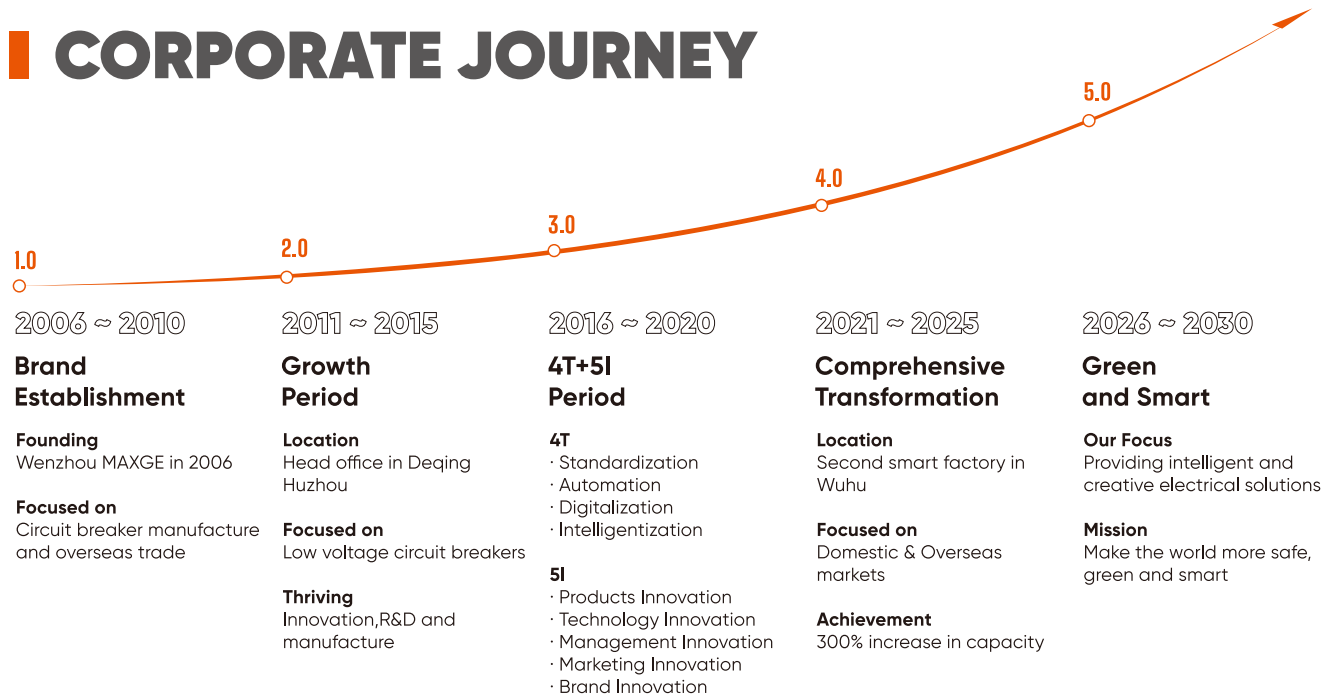
ABOUT US

MAXGE Electric Technology Co., LTD was founded in 2006 with a registered capital of 50 million RMB. Its headquarter is located in Deqing County, Huzhou City, Zhejiang Province. It is a large-scale comprehensive high-tech enterprise integrating design, research and development, manufacturing, marketing and service.

Since its establishment, MAXGE has been professionally oriented and committed to the design and manufacturing of a series of products such as low voltage circuit breakers & controlgear for domestic, industrial protection and new energy power distribution, in order to meet user needs and provide high-quality solutions.



CORPORATE JOURNEY



Empowering Safe Green Smart *E-world*

1,100+

Employees

100+

R&D engineers

2

Smart Factories



CATALOGUE

MAXGE

DC fuse	EPF-32-DC	1
DC SPD	SGS1-DC	2
DC MCB	SGB-63M-DC	3
DC Isolator Switch	MGPV32-L1	4
DC MCCB	SGM6-630DC	5
AC HV MCCB	SGM6-630HU	6
COMBINER BOX	MG-PV4/1	7
	MG-PV4/2	8
	MG-DC4/1	9
	MG-DC8/2	10
ACB	MGW6-1600	11
	MGW6-3200	12
	MGW6-7500	13
DC ACB	MGW6GZ-4000	14



DC fuse EPF-32-DC

- Breaks fault currents reliably to prevent equipment damage.
- Safely interrupts high-energy DC fault currents.
- Millisecond response, suppresses arc hazards.
- Compact modular design, saves space.



CE CB



TECHNICAL DATA

Standard	IEC 60947-3	Rated insulation voltage(V)	1000V
Description	Fuse switch disconnector with LED indicator	Rated impulse withstand voltage(kV)	4
Number of Poles	1P	Conditional short-circuit current(kA)	20
Fuse size	10X38	Utilization category with fuse	gPV
Rated operational current Ie(A)	2-32	Protection degree	IP20
Rated operational voltage Ue	DC 1000V	Mounting method	Din rail installation

DC SPD SGS1-DC

- Nanosecond response, clamps voltage instantly.
- Diverts high-energy surges safely.
- Low residual voltage, minimizes equipment stress.
- Suppresses transient overvoltages



TECHNICAL DATA

Standard	EN50539-11	Maximum discharge current(8/20 μ s) $I_{max}(kA)$	40
Protection	Protects electrical systems and appliances from lightning surges and transient voltages spikes	Protection level $U_p(V)$	≤ 2.5 Uc:DC 500 ≤ 3.5 Uc:DC 1000 ≤ 5.5 Uc:DC 1500
Ambient temperature	-40 to +70 (°C)	Response time (ns)	<25
Number of poles	1P,2P,3P,4P	Type of terminal	Pin type
PV system operating voltage $u_{cpv}(V)$	500/1000/1500	On-Off indicating window	Green: normal function Red: functionless, immediate replacement required
Standard discharge current(8/20 μ s) $I_n(kA)$	20	Installation	Mounting on 35mm DIN rail

DC MCB SGB-63M-DC

- Dual protection: overload & short-circuit.
- Millisecond tripping, prevents damage.
- Manual reset, reusable after tripping.
- Compact modular, rail-mounted.



CE CB



TECHNICAL DATA

Standard	IEC/EN 60947-2	Magnetic operating	(8-12) \times I _n
Breaking capacity(kA)	6	Number of poles	1P,2P,3P and 4P
Protection	Against overload & short circuit	Type of trip	Thermal/ magnetic release
Rated current(A) I _n	1,2,3,4,6,10,13,16, 20,25,32,40,50,63	Installation	Mounting on 35mm DIN rail
Rated voltage(VDC)	1P DC 120;2P DC 240 3P DC 360;4P DC 480	Operational voltage	Min.:12
Thermal operating limit	1.05 \times I _n No tripping within an hour 1.30 \times I _n Tripping within an hour	Terminal capacity	1-16mm ² flexible
Ambient temperature	-25~+40 (°C), Max.95%humidity	Protection degree	IP20
		Width	17.8mm per pole

DC Isolator Switch MGPV32-L1

- IP20 Protection Level.
- Din rail mounted.
- The handle can be locked in the "OFF" position.
- 16A,25A,32A,1200V DC.



TECHNICAL DATA

Standard	IEC60947-3	Rated impuled withstand voltage(Uimp)	8kV
Number of poles(P)	4	Function	Isolator, Control
Utilization category	DC-PV2/ DC-PV1/DC-21B	Mounting Type	Vertically or horizontally
Rated operational voltage Ue(VDC)	300,600,800, 1000,1200	Pollution degree	3
Rated insulation voltage Ui(VDC)	1200	Electrical Life	2000 operations
Rated short-time withstand current(Icw)	1 kA for 1 sec	Storage temperature(°C)	-40~+85

DC MCCB SGM6-630DC

- Reliable interruption for high-energy DC faults.
- Arc emission fully contained during operation.
- Designed for DC1500V applications.
- Space-saving, tool-free installation.



TECHNICAL DATA

Rated current(A) In	250,320,400, 450,500,630	Rated ultimate short-circuit breaking capacity Icu(kA)	1500V/20KA、(T=10ms); 750V/50KA、(T=15ms)
Standard	IEC60947-2	Rated service short-circuit breaking capacity Ics(kA)	1500V/20KA、(T=10ms); 750V/50KA、(T=15ms)
Reference temperature	+40°C/50°C	Single pole short-circuit breaker capacity Iit(kA)	2.5
Rated operational voltage Ue(VDC)	1500	Selectivity category	A
Rated insulation voltage Ui (VDC)	1600	Electrical Life	1000 operations
Number of poles	2P	Arcing distance	≤100
Rated impulse withstand voltage Uimp (kV)	12	Dimensions mm(LxWxH)	98X310X130

AC HV MCCB SGM6-630HU

- Ultra-High Breaking Capacity.
- Advanced Arc-Extinguishing.
- Adjustable Protection Settings.
- Fully Insulated Live Parts.



TECHNICAL DATA

Rated current(A) In	300,400,500,630	Rated ultimate short-circuit breaking capacity Icu(kA)	15
Standard	IEC60947-2	Rated service short-circuit breaking capacity Ics(kA)	15
Reference temperature	40°C/50°C/55°C	Selectivity category	A
Rated operational voltage Ue(VAC)	1140	Electrical Life	1000 operations
Rated insulation voltage Ui (VAC)	1200	Mechanical Life	7000 operations
Number of poles	3P	Arcing distance	≤35
Rated impulse withstand voltage Uimp (kV)	12	Dimensions mm(LxWxH)	280X150X130

COMBINER BOX MG-PV4/1

- String-Level Fault Isolation.
- DC Arc Fault Suppression.
- Type 1+2 SPD Integrated.
- Per-String IV Monitoring.



TECHNICAL DATA

System maximum DC voltage	500/1000	Voltage protection level Up	2.8KV/3.8KV
Maximum input current for each string	15A	Maximum continuous operating voltage U _c	630V/1050V
Maximum input strings	4	Poles	2P/3P
Maximum output switch current	40A/63A	Structure characteristic	Plug-push module
Number of inverter	1	Protection grade	IP65
Number of Output strings	1	Box material	PVC
Category of test	II grade protection	Installation method	Wall mounting type
Nominal discharge current	20KA	Operating temperature	-25°C~+55°C
Maximum discharge current	40KA	Maximum Elevation	2000m

COMBINER BOX MG-PV4/2

- String-Level Fault Isolation.
- DC Arc Fault Suppression.
- Type 1+2 SPD Integrated.
- Per-String IV Monitoring.



TECHNICAL DATA

System maximum DC voltage	500/1000	Voltage protection level Up	2.8KV/3.8KV
Maximum input current for each string	15A	Maximum continuous operating voltage U _c	630V/1050V
Maximum input strings	4	Poles	2P/3P
Maximum output switch current	20A/32A	Structure characteristic	Plug-push module
Number of inverter	2	Protection grade	IP65
Number of Output strings	2	Box material	PVC
Category of test	II grade protection	Installation method	Wall mounting type
Nominal discharge current	20KA	Operating temperature	-25°C~+55°C
Maximum discharge current	40KA	Maximum Elevation	2000m

COMBINER BOX MG-DC4/1

- Polarity-Free Protection.
- Convection Cooling Architecture.
- Zero-Voltage Hot Swap.
- DC1500V Rated Isolation.




TECHNICAL DATA

Number of input strings	4	Response time	<25ns
Input current for each string	15A	Temperature and humidity	-25~+55°C. humidity95%, no condensation, No corrosive gas
Maximum input current	40A/63A	Enclosure protection grade	IP65
Rated working voltage Un	1000VDC	Input and output switch	Circuit breaker
Voltage protection level Up	≤3.8kV	Box material	Powder coated steel
Nominal discharge current(8/20us)	20kA(customizable)	Maximum Elevation	2000m
Maximum discharge current I _{max} (8/20us)	40kA(customizable)	Cable protection grade	IP65

COMBINER BOX MG-DC8/2

- Polarity-Free Protection.
- Convection Cooling Architecture.
- Zero-Voltage Hot Swap.
- DC1500V Rated Isolation.



TECHNICAL DATA

Number of input strings	8	Response time	<25ns
Input current for each string	15A	Temperature and humidity	-25~+55°C. humidity95%, no condensation, No corrosive gas
Maximum input current	250-630A	Enclosure protection grade	IP65
Rated working voltage Un	1000VDC	Input and output switch	Circuit breaker
Voltage protection level Up	≤3.8kV	Box material	Powder coated steel
Nominal discharge current(8/20us)	20kA(customizable)	Maximum Elevation	2000m
Maximum discharge current I _{max} (8/20us)	40kA(customizable)	Cable protection grade	IP65

ACB MGW6-1600

- Four-Stage Protection.
- Energy Management Ready.
- Rapid power cut-off.
- Selective Coordination.



TECHNICAL DATA

Frame size rated current I_n (A)	1600	Ultimate breaking capacity I_{cu} (kA)	66
Number of poles	3,4	Service breaking capacity I_{cs} (kA)	66
Rated current I_n (A)	200,400,630,800, 1000,1250,1600	Short-time withstand current(1s) RMS I_{cw} (kA)	55
Rated voltage U_e (V)	50/60Hz AC 380V, 400V, 415V, 440V	Electrical life	8000
Insulation voltage U_i (V)	1000V	Mechanical life	Maintenance free 15000 Maintenance required 30000
Impulse withstand voltage U_{imp} (V)	12	Connection mode	Horizontal
Closing time(ms)	60(max)	Max total tripping time(ms) without time delay	< 30
Rated current of N-pole I_n (A)	50%/100%I_n	Overall dimensions in mm H(height)xW(width)xL(thickness)	Fixed type 3P 310X263X202 Fixed type 4P 310X333X202 Drawout type 3P 345X275X297 Drawout type 4P 345X345X297

ACB MGW6-3200

- Four-Stage Protection.
- Energy Management Ready.
- Rapid power cut-off.
- Selective Coordination.



TECHNICAL DATA

Frame size rated current $I_n(A)$	3200	Ultimate breaking capacity $I_{cu}(kA)$	100
Number of poles	3,4	Service breaking capacity $I_{cs}(kA)$	85
Rated current $I_n(A)$	1600,2000,2500, 2900,3000,3200	Short-time withstand current(1s) RMS $I_{cw}(kA)$	85
Rated voltage $U_e(V)$	50/60Hz AC 380V, 400V, 415V, 440V	Electrical life	7000
Insulation voltage $U_i(V)$	1000V	Mechanical life	Maintenance free 10000 Maintenance required 20000
Impulse withstand voltage $U_{imp}(V)$	12	Connection mode	Horizontal
Closing time(ms)	60(max)	Max total tripping time(ms) without time delay	< 30
Rated current of N-pole $I_n(A)$	50%/100%I_n	Overall dimensions in mm H(height)xW(width)xL(thickness)	Fixed type 3P 402X428X297 Drawout type 3P 433X466X389 Fixed type 4P 402X543X297 Drawout type 4P 433X581X389

ACB MGW6-7500

- Four-Stage Protection.
- Energy Management Ready.
- Rapid power cut-off.
- Selective Coordination.



TECHNICAL DATA

Frame size rated current I_n (A)	7500	Ultimate breaking capacity I_{cu} (kA)	135/150
Number of poles	3,4	Service breaking capacity I_{cs} (kA)	135/150
Rated current I_n (A)	5000,6300,7500	Short-time withstand current (1s) RMS I_{cw} (kA)	135/150
Rated voltage U_e (V)	50/60Hz AC 380V, 400V, 415V, 440V	Electrical life	1500
Insulation voltage U_i (V)	1250V	Mechanical life	Maintenance free 10000 Maintenance required 2500
Impulse withstand voltage U_{imp} (V)	12	Connection mode	Vertical
Closing time(ms)	60(max)	Max total tripping time(ms) without time delay	< 30
Rated current of N-pole I_n (A)	50%/100%I_n	Overall dimensions in mm H(height)xW(width)xL(thickness)	Drawout type 3P 497X872X398 Drawout type 4P 497X987X398

DC ACB MGW6GZ-4000

- Cascaded Arc Interruption.
- Dielectric Backshield Protection.
- Narrow-Slot Pressure Boost.
- Interval Deionization.



TECHNICAL DATA

Rated voltage Ue(VDC)	750,1000,1500	Rated insulation voltage Ui(VDC)	1600
Frame size rated current In(A)	4000	Rated current In(A)	2000,2500,2900,3200,3600,4000
Rated short-time withstand current Icw(kA)	100kA/ 1s	Rated short-circuit making capacity Icm(kA)	100
Poles	2	Utilization category	DC-PV2,DC-22A,DC-23A
Rated impulse withstand voltage Uimp(kV)	12	Closing time(ms)	≤ 70
Mechanical endurance	10000	Electrical endurance	1000

Professional Customized solutions

COMMERCIAL & INDUSTRIAL PHOTOVOLTAICS

Grid-Connection Cabinet



ACB
MGW6-4000



MCCB
SGM3EL



SPD
SGS1



MCB
EPB-63H

Distribution Cabinet



MCCB
iSGM6E



SPD
SGS1



MCB
SGB-63H

String Inverter



DC Switch-Disconnecter
MGW6GZ-4000



Fuse
EPF-32



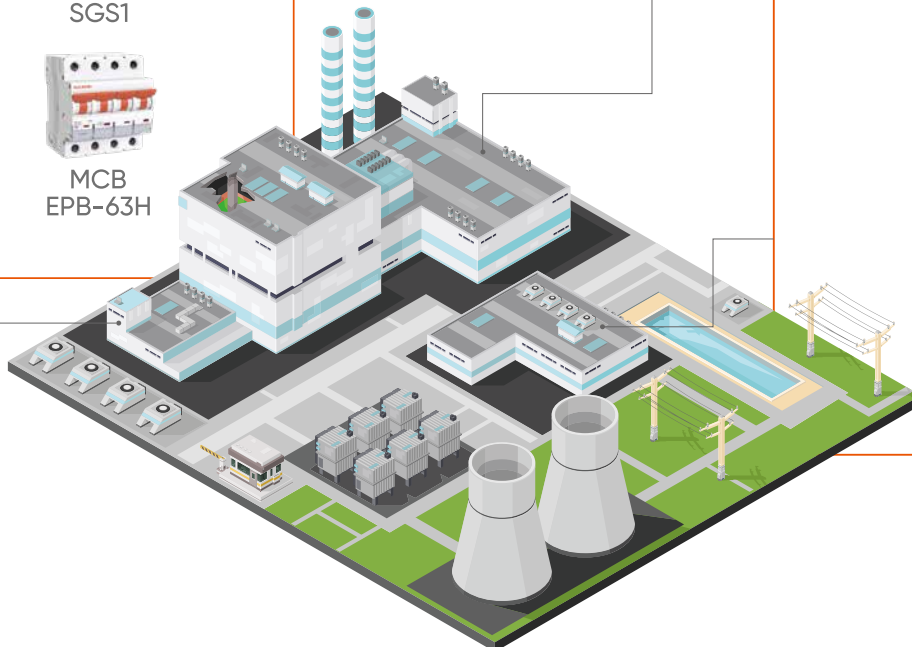
SPD
SGS1-DC



SPD
SGS1



MCB
SGB-63H





HOUSEHOLD ENERGY STORAGE

Residential Energy Storage Battery Enclosure



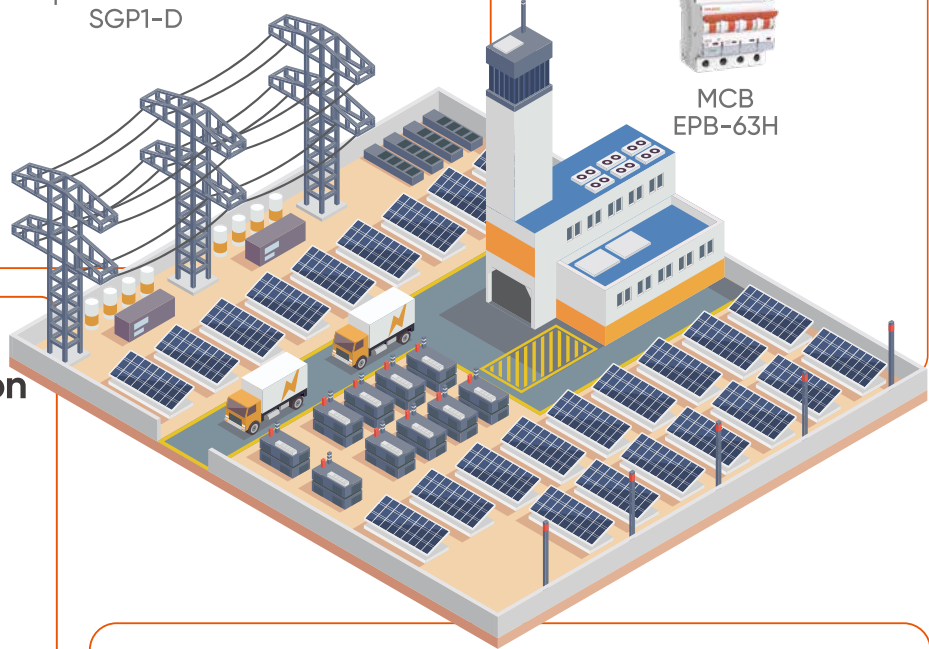
Distribution Box



Grid-Connection Box



Hybrid Inverter



Professional Customized solutions

UTILITY LEVEL ENERGY STORAGE

Battery Rack cabinet



DC MCCB
SGM6DC-630

DC combiner cabinet



DC ACB
MGM6GZ-4000

Main control cabinet



MCCB
iSGM6E



MCB
EPB-63H



AC Contactor
SGC1-D

Energy storage inverter boost integrated machine



DC ACB
MGM6GZ-4000



ACB
MGW6-4000



DC SPD
SGS1-DC



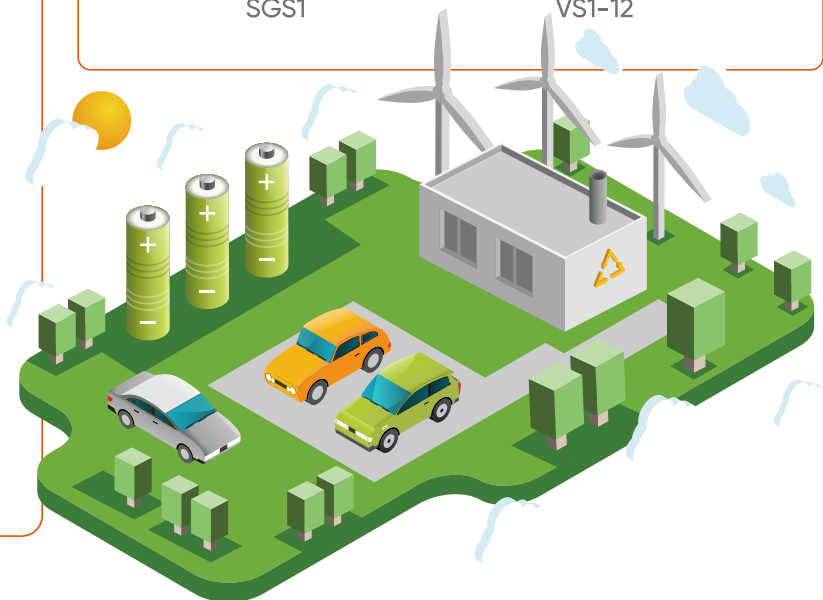
AC Contactor
SGC1-F



SPD
SGS1



VCB
VS1-12





WIND ENERGY SYSTEM

Main control system



MCCB
SGM6



MCB
SGB-63H



AC Contactor
SGC1-D



Motor Protection
SGV2

Boost system(box transformer) 690/1140V~35kV



ACB
MGW6-4000



MCCB
iSGM6E



Ring Main Unit
MGC

Converter system 690V/1140V



ACB
MGW6-6300



AC Contactor
SGC1-F



SPD
SGS1

Wind farm voltage boosting and grid connection 35kV~220kV



ACB
MGW6-2000



MCB
EPB-63H



Switchgear
GGD+MNS



MCCB
SGM6E

