

# SPD SERIES

Surge Protective Device







## SGS1 Series Surge Protective Device

Standard	IEC61643-1
Protection	Protect electric system and on-loading electrical apparatus from thunder and instantaneous over-voltage
Ambient temperature(°C)	-40~+70
Number of poles	1P,2P,3P,4P
Maximum continuous Operating voltage Uc(V~)	275/320/385/440
Nominal discharge current In(8/20μs)(kA)	10/20/30/40/60
Maximum discharge current Imax(8/20μs)(kA)	20/40/60/80/100
Protection level Up(kV)	<1.3/1.4/1.5/1.6/1.7/1.8/2.2/2.5/3.0
Response time t(ns)	<25
On-Off indicating window	Green: normal function Red: functionless,immediate replacement required
Type of terminal	Pin type
Installation	Mounting on 35mm DIN rail
Ground system	TT/TN







## SGS1 - C Series Surge Protective Device

	Type	Poles	Uc(V~)	Discharge current		Up (kV)	Applicable grounding system
				Nominal (kA)	Max. (kA)		
 <p>SGS1-C/1</p>	SGS1-C/1-275-20	1	275	20	40	<1.6	TT/TN
	SGS1-C/1-320-20		320			<1.7	
	SGS1-C/1-385-20		385			<1.8	
	SGS1-C/1-440-20		440			<2.2	
 <p>SGS1-C/2</p>	SGS1-C/2-275-20	2	275	20	40	<1.6	TT/TN
	SGS1-C/2-320-20		320			<1.7	
	SGS1-C/2-385-20		385			<1.8	
	SGS1-C/2-440-20		440			<2.2	
 <p>SGS1-C/3</p>	SGS1-C/3-275-20	3	275	20	40	<1.6	TT/TN
	SGS1-C/3-320-20		320			<1.7	
	SGS1-C/3-385-20		385			<1.8	
	SGS1-C/3-440-20		440			<2.2	
 <p>SGS1-C/4</p>	SGS1-C/4-275-20	4	275	20	40	<1.6	TT/TN
	SGS1-C/4-320-20		320			<1.7	
	SGS1-C/4-385-20		385			<1.8	
	SGS1-C/4-440-20		440			<2.2	

## SGS1 - D Series

## Surge Protective Device

	Type	Poles	Uc(V~)	Discharge current		Up (kV)	Applicable grounding system
				Nominal (kA)	Max (kA)		
 <p>SGS1-D/1</p>	SGS1-D/1-275-20	1	275	10	20	<1.2	TT/TN
	SGS1-D/1-320-20		320			<1.5	
	SGS1-D/1-385-20		385			<1.6	
	SGS1-D/1-440-20		440			<1.8	
 <p>SGS1-D/2</p>	SGS1-D/2-275-20	2	275	10	20	<1.2	TT/TN
	SGS1-D/2-320-20		320			<1.5	
	SGS1-D/2-385-20		385			<1.6	
	SGS1-D/2-440-20		440			<1.8	
 <p>SGS1-D/3</p>	SGS1-D/3-275-20	3	275	10	20	<1.2	TT/TN
	SGS1-D/3-320-20		320			<1.5	
	SGS1-D/3-385-20		385			<1.6	
	SGS1-D/3-440-20		440			<1.8	
 <p>SGS1-D/4</p>	SGS1-D/4-275-20	4	275	10	20	<1.2	TT/TN
	SGS1-D/4-320-20		320			<1.5	
	SGS1-D/4-385-20		385			<1.6	
	SGS1-D/4-440-20		440			<1.8	